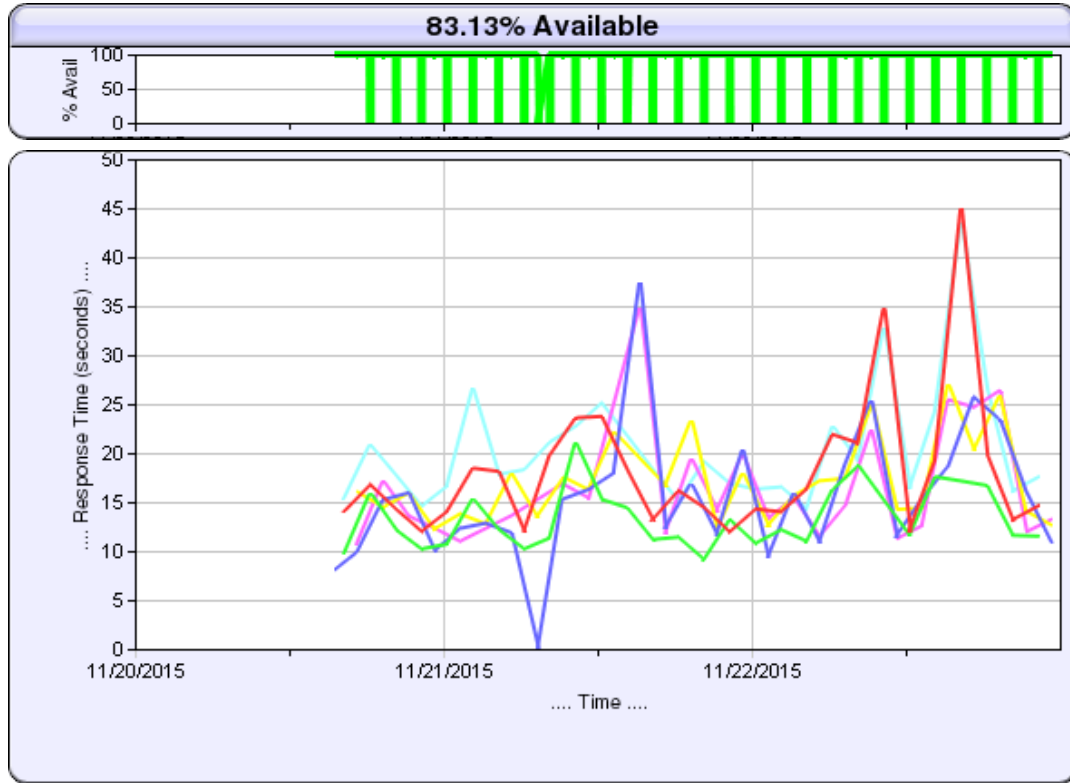








Locations: San Diego, Dallas, New York, more ...



Legend:

-  Dallas, Texas - XO
-  Frankfurt, Germany
-  London, UK - Docklands
-  New York, New York - Peer1
-  San Diego, California
-  Sydney, Australia - Equinix

[Show Bar Chart](#)

Transaction Load Analysis

	<u>Response</u>	<u>DNS</u>	<u>Connect</u>	<u>Redirect</u>	<u>FirstByte</u>	<u>Content</u>	<u>Fullpage</u>	<u>DOM Load</u>	<u>Page Load</u>
Avg	17.5646	0.1336	0.1442	0.0000	11.5228	5.7641	24.6053	18.2775	24.4882
Min	8.1686	0.0030	0.0130	0.0000	5.4689	2.3668	9.8971	8.3612	9.8612
Max	44.9253	1.0810	0.3510	0.0000	36.0470	9.0170	55.0120	45.9668	54.6617
STD	6.2159	0.1771	0.1092	0.0000	5.7914	1.5369	9.7566	6.2963	9.6923

Fullpage Time Distribution

<u>Total Transaction Time</u>		<u>Individual Page Time</u>	
0 - 1 seconds	0.00%	0 - 1 seconds	17.94%
1 - 2 seconds	0.00%	1 - 2 seconds	24.77%
2 - 3 seconds	0.00%	2 - 3 seconds	26.50%
3 - 4 seconds	0.00%	3 - 4 seconds	9.49%

4 - 6 seconds	0.00%	4 - 6 seconds	11.86%
6 - 8 seconds	0.00%	6 - 8 seconds	5.67%
8 - 15 seconds	8.70%	8 - 15 seconds	3.70%
15 - 30 seconds	64.49%	15 - 30 seconds	0.06%
30.0 + seconds	26.81%	30 + seconds	0.00%

Status Summary

<u>Status</u>	<u>Count</u>	<u>Description</u>
0	138	Site responded normally to all tests
7122	27	Missing object
84	1	Page location did not change when expected

Locations

<u>Locations</u>	<u>Network Providers</u>
San Diego, California	Level3, Cogent
Dallas, Texas	XO, Savvis
New York, New York	Cable & Wireless, Global Crossing, Peer1
Frankfurt, Germany	Sprint, Lambdanet, Interoute, Decix
London, UK	Tiscali, Telia, NTT
Sydney, Australia	Equinix